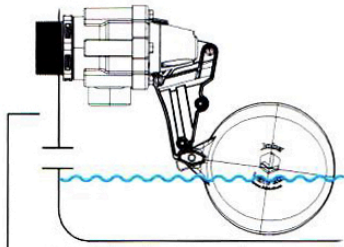


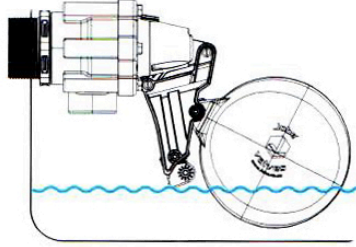
## **Mounting Positions**

TOP ENTRY  
WITH EXTENSION

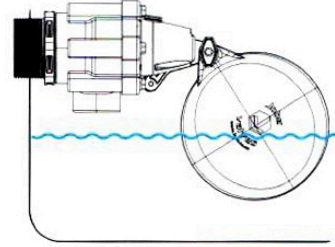


Two inlet diameters above overflow  
to avoid back siphoning

TOP ENTRY  
MIDDLE EXTENSION



TOP ENTRY  
NO EXTENSION



*N.B. Some mounting positions may not comply with local regulations*

Jobe™ Vortex Float Valve

Product Number: C32889