

Nasco *Life/form*® Suture Trainer Kits

LF01042U & LF01057U Instruction Card

ISO 9001 and
ISO 13485



LF01042U

LF01057U



About the Simulator

This practice and demonstration suture trainer pad should be considered disposable, but with proper care and treatment, it will serve its purpose for a long period of time. The lifelike material can be easily cut and stitched. Features epidermis, dermis, fascia, fat, and muscle layers.

List of Components

- 1 Plastic Suture Pad Tray (not pictured)
- 1 Pad
- Nylon Suture
- Instrument Case
- Scalpel
- Tissue Forceps
- 5½" Scissors
- Needle Holder
- Soft Carry Bag



General Instructions for Use

Practice and demonstrate tying knots, stapling and placement of staples, use of surgical glue, suturing deep tissue (placement and closure), and suturing subcutaneous tissue (placement and closure). With a sharp scalpel, wounds can be cut at any desired depth or location on the pad. Each cut can be repeatedly sutured until skin at any one site becomes so heavily perforated that it will no longer support more suturing.

Care of the Simulator

Do not use providone-iodine prep solutions. These solutions will indelibly stain the pad. Normal soil accumulated on the surface of the simulator can be removed with mild soap and lukewarm water. Use Nasco Cleaner (LF09919U) to remove stubborn stains from simulator. Simply apply Nasco Cleaner to soiled area and wipe clean with soft cloth or paper towels. When not in continuous use, it is recommended to store the simulator in the soft storage case furnished, or cover it with a cloth.

Cautions

Solvents or corrosive materials will damage the simulator. Never place simulator on any kind of paper or plastic. These materials will transfer stains that are not removable. Ball-point pens will also make indelible stains. The red pad material contains oils that may damage some surfaces. Use and store the suture pad in the tray provided. Leaving sutures in place for long periods of time will cause impressions in the soft skin. These are temporary and will not affect the usefulness of the pad. All kits containing instruments are to be used for trainer purposes only. Instruments are not sterile and not intended for human use.

Available Supplies

- LF01043U Replacement Suture Pad (White)
- LF01043(A)U Replacement Suture Pads (White) — pkg. of 10
- LF01067U Replacement Suture Pad (Black)
- LF01067(A)U Replacement Suture Pads (Black) — pkg. of 10
- LF01011U Suture Tool Kit
- LF09919U Nasco Cleaner

Actual product may vary slightly from photo. Nasco reserves the right to change product color, materials, or function as needed.



Other Available *Life/form*® Simulators

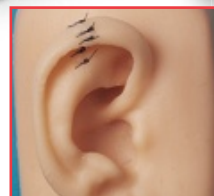
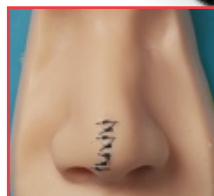
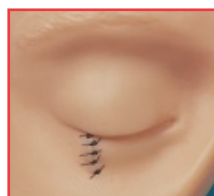
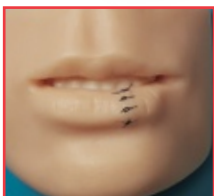
- LF00890U White Interactive Suture Trainers
- LF00892U Black Interactive Suture Trainers
- LF00929U "Surgical Sally" Bandaging Simulator
- LF01028U Suture Practice Arm
- LF01034U Suture Practice Leg
- LF01046U Facial Suturing Module Set
- LF01047U Pediatric Suture Head Kit



LF01034U



LF01046U



901 Janesville Avenue, P.O. Box 901
Fort Atkinson, Wisconsin 53538-0901

eNasco.com
1-800-558-9595

E-mail: lifeform@eNasco.com

COPYRIGHT © NASCO 2012 PRINTED IN U.S.A. NP128-13