

Table of Contents

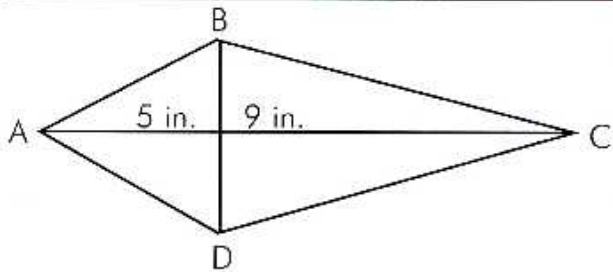
1. Segments, Angles, and Lines	
a. Segment Addition	1
b. Naming – Angles, Segments, Rays, and Lines	2
c. Angle Addition	3
d. Complementary, Supplementary, and Vertical Angles.....	4
e. Linear and Right Angles	5
f. Parallel Lines – AIA, AEA, and Corresponding Angles.....	6
g. Parallel and Perpendicular Lines – Finding Angle Measures.....	7
2. Triangles	
a. Interior Angles.....	8
b. Exterior and Interior Angles	9
c. Triangle Inequalities.....	10
d. Identifying Triangles – Naming, Solving, and Perimeter	11
e. Proportions	12
f. Similar Triangles.....	13
g. Congruent Parts and Shapes	14
h. Simplifying Radicals.....	15
i. Pythagorean Theorem.....	16
j. Rationalizing Radicals	17
k. Special Right Triangles.....	18
l. Trigonometric Ratios	19
m. Trigonometry – Finding Missing Sides.....	20
n. Trigonometry – Finding Missing Angles.....	21
o. Trigonometry and Pythagorean Theorem – Word Problems	22
3. Polygons	
a. Polygons – Angle Measures of Convex and Regular Polygons.....	23
b. Perimeter	24
c. Trapezoids	25
d. Trapezoids - Median	26
e. Kites.....	27
f. Parallelograms	28
g. Rectangle, Rhombus, and Square	29
h. Distance and Midpoint Formulas	30
i. Slope – Between Two Points, Parallel and Perpendicular.....	31
j. Graphing Polygons.....	32
4. Circles	
a. Central Angles and Inscribed Angles.....	33
b. Chord Segments	34
c. Secant and Tangent Segments	35
d. Exterior Angles	36
e. Area, Circumference, and Perimeter.....	37

5. 3-Dimensional Shapes	
a. Prisms – Surface Area	38
b. Prisms – Volume	39
c. Cylinders – Surface Area.....	40
d. Cylinders – Volume.....	41
e. Pyramids – Surface Area and Volume.....	42
f. Right Circular Cones – Surface Area.....	43
g. Right Circular Cones – Volume.....	44
h. Spheres – Surface Area and Volume	45
i. Volume Challenge.....	46
6. Constructions	
a. Congruent Segments	47
b. Congruent Angles	48
c. Perpendicular Bisectors and Segments.....	49
d. Perpendicular Bisectors Through a Given Point.	50
e. Angle Bisector.....	51
f. Parallel Lines.....	51
7. Proofs	
a. Segment and Midpoint	52
b. Angles.....	53
c. Parallel Lines.....	54
d. Triangle Proofs	55
e. Congruent Parts – Congruent Figures.....	56
f. Parallelograms and Rectangles	57
8. Graph Paper	58
9. Answers to the Joke Worksheets	59-63

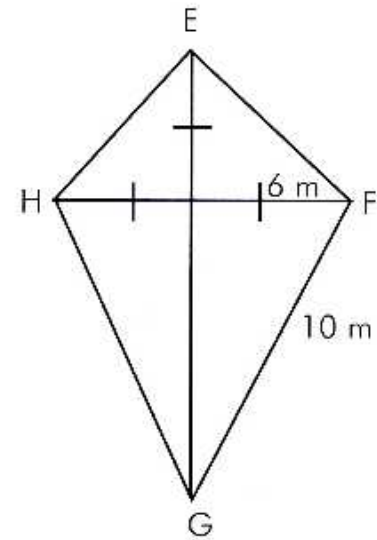
Please note: Drawings in this book are not drawn to scale.

What's round and bad-tempered?

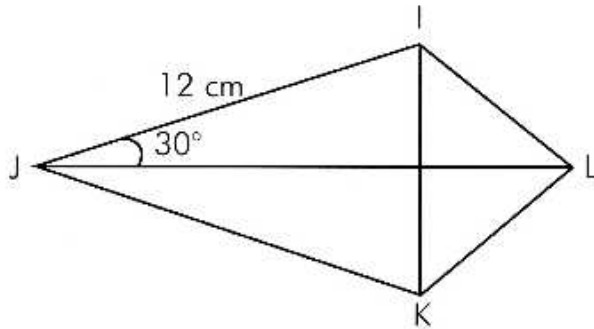
Find the area of each kite. Round your answer to the nearest tenth. Cross out the letter that matches your answer. The remaining letters will allow you to figure out the joke.



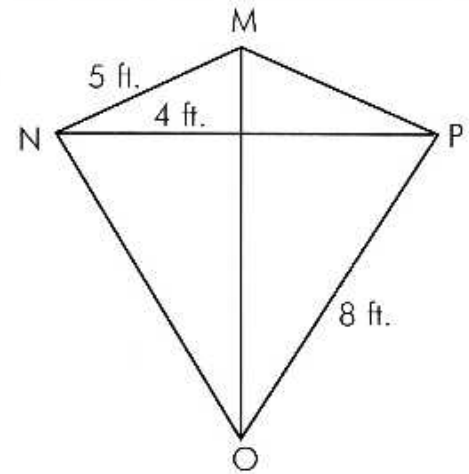
ABCD is a kite with ends A and C, and $BD = 6$ in.



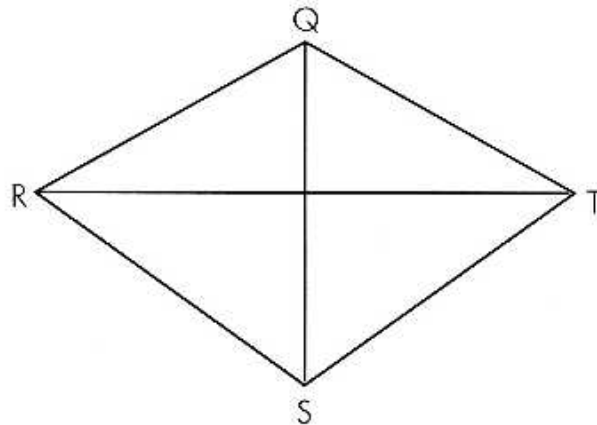
EFGH is a kite with ends E and G



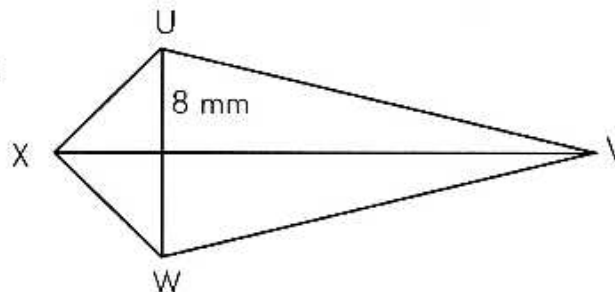
IJKL is a kite with ends J and L, $JL = 16$ cm.



MNOP is a kite with ends M and O



QRST is a kite with ends Q and S
 $QS = 16$ in. and $RT = 18$ in.



UVWX is a kite with ends X and V, $XV = 24$ mm.

A 21 D 39.6 V 12 I 88 S 144 C 32.5 I 36 N 42 O 64 M 84 U 100 S 75 C 45.7 A 192 I 76 R 55 C 120 B 96 L 250 E 62.8