



# CULTURAL PATTERN BOOK


Developed with Robert Hackbarth,  
Parker High School, Janesville, WI  
Grades 6-12



## OBJECTIVES

*Students will...*

- Study repetition and pattern through an examination of various cultures
- Discuss balance, symmetry, repetition, contrast, and unity in the design of a small book
- Use the art elements of line, shape, and color to design a book based on cultural patterns
- Study and use a selection of Design Principles to complete the project
- Research cultures or be shown examples of cultures whose history is rich in the use of repetitive pattern (e.g. African, Native American, Guatemalan, Greek, Hmong, etc.)



## ELEMENTS OF ART

- Line
- Shape
- Color



## PRINCIPLES OF DESIGN

- Balance and Symmetry
- Repetition or Pattern
- Contrast
- Unity

## INSTRUCTIONS

1. Students will apply their knowledge of cultural pattern to the design of a repetitive border, and copper foil insert for the cover of the book. Use graph paper for planning and sketching a series of  $1\frac{1}{2}$ " square designs suitable for a stamp and copper foil insert.
2. Transfer final sketch to carving block and begin removing the negative space.
3. On a 6" x 12" piece of white watercolor paper, stamp a border pattern that is four stamps high by four stamps wide and forms a 6" x 6" square.
4. Cut out the center of the square inside the border pattern.
5. Transfer the design to a 4" x 4" piece of copper foil, leaving a  $\frac{1}{2}$ " margin on all edges. The final square will be 3" x 3".
6. Use foiling tools to form the copper into the desired depth.
7. Glue copper foil to inside of cover.
8. Glue 6" x 12" black railroad board to back of book cover. This adds stiffness and covers the copper foil. Other colors could be used.
9. Fold five sheets of 6" x 12" paper in half and bind into the book using copper wire and beads.

### PLAN-IT



### SKETCH-IT



### CARVE-IT





STAMP-IT

CUT-IT



FOIL-IT



BEAD-IT



DONE!





## MATERIALS LIST

- Nasco Student Watercolor Paper, 20" x 26", 76 lb. — 9740505
- Tooling Metal Foil
  - 5' roll — 0401499(A)
  - 10' roll — 0401499(B)
  - 25' roll — 0401499(C)
- Copper wire, 1-lb. spool — 9711271
- Nasco Safety-Kut® Artist Carving Blanks Classroom Pack of 104 — 9708183
- Old World beads — 9716356
- Speedball® Water-Soluble Block Ink Sets, 5-oz. tubes — 9715250
- Speedball® Lino Cutter Assortment No. 1 — 9701402
- Speedball® Hard Rubber Brayer — 6200108
- Black Railroad Board, 4-ply, 22" x 28", pkg. 25 — 9720635(E)
- Nasco Budget White Sulphite Drawing Paper, 9" x 12", 60 lb. — 9700924
- Economy Graph Paper Pad, 11" x 17", ¼" grid, 50 sheets — 9706100
- Nasco E-Z Hold Knife with Cap — 9708350(A)
- Sharpie® Black Fine-Point Markers, box of 12 — 9717997(A)
- Jovi® Watercolors with Brush, set of 24 colors — 9741078
- Wooden Modeling Tools, 5" L, pkg. of 12 — 2400291
- PRISMACOLOR® Premier Colored Pencil Set of 24 — 9703252
- Royal Brush® Soft-Grip™ Stylus Tools, set of 36 — 9727702
- Camel Hair Watercolor Brushes, set of 36 — 9736536
- Elmer's® Rubber Cement, 4 oz. — 9726767
- Pencil
- Glass or other smooth surface
- Sharpened sticks
- Hand drill
- Hammer and anvil



## REFERENCES

Use books, magazines, travel brochures, slides, websites, etc., pertaining to cultures rich in repetitive pattern.



*Nasco*  
education

1.800.558.9595  
NascoEducation.com

Lesson Plans are developed with teachers with no claim of original authorship.

U27797